

# 4F 5F Kids Town

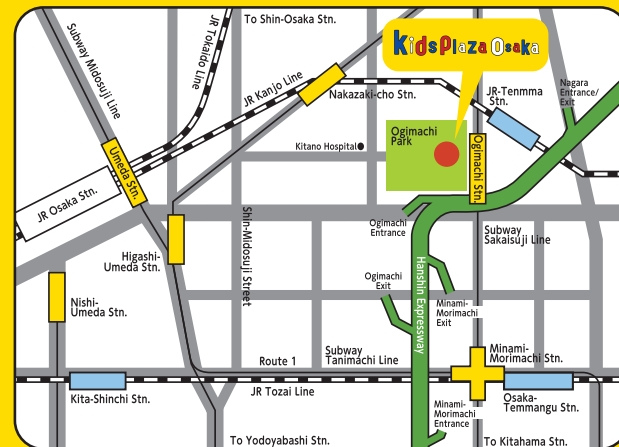
Twisted walls, a lot of colorful windows... You feel as if you were in a living city! Amazing "Kids Town" created by the world famous artist Hundertwasser famous a thousand ways of playing, climbing up a wall and going across the suspension bridge. Adventure is just waiting for you!



## Friedensreich Hundertwasser (1928-2000)

Artist born in Vienna, Austria. He was active around the world, creating work focusing on harmony with nature. "KidsTown" filled with his messages to children is highly respected as an example of his indoor work in Japan.

Collect your stamp here!



## Access

- Next to Oginichi Station (Exit 2), Sakaisuji Subway Line
- About a three minute walk west of Temma Station, JR Loop Line
- 600m north of the Oginichi Exit or the Minami Morimachi Exit, Hanshin Expressway (Route 12, Moriguchi Route)

## Museum hours

9:30 - 17:00

- \*Admission tickets sold until 45 minutes before closing time.
- \*Temporarily, museum close and shortening, program change, postponement, cancel.
- Precheck the latest information on our homepage.

## Days closed

The second and Third Monday of each month.

The fourth Monday in August.  
(If a Monday is a national holiday, then the next day)  
New Year holidays: 12/28 -1/2

## Ticket price

Adults (16 and Over)	Child (Ages 6~15)	Infant (Ages 3~6)
1,500yen	800yen	500yen

- \*Senior citizens (65 and Over): 700 yen (ID required) and 0-2 yrs. old: Free
- \*For those with a disability certificate, the fee is 700 yen for adults, 400 yen for children, and 200 yen for infants. Adult caregivers are charged 700 yen.

## Passport

	Adults (16 and Over)	Child (Ages 6~15)	Infant (Ages 3~6)
6month	4,700yen	2,700yen	1,700yen
1year	8,700yen	4,700yen	2,700yen

Readmission to Kids Plaza Osaka is allowed only on the same day of admission. Ticket stub required for re admittance.

## Precautions

- For safety reasons, children must always be accompanied by a parent or a guardian.
- Please refrain from troublesome behavior such as acting up and cutting in line in the museum.
- Photo taking and video recording of other visitors without permission are prohibited.

こどものための博物館  
**キッズプラザ大阪**  
Oginichi 2-1-7, kita-ku, Osaka 530-0025  
Tel:06-6311-6601 Fax:06-6311-6605  
<https://www.kidsplaza.or.jp>




2025.07

## English

Museum for Children

# Kids Plaza Osaka



## Museum for Children Kids Plaza Osaka

Play and learn  
at the museum  
for children

Welcome to Kids Plaza Osaka! This is a "museum for children" where you can learn many things while playing with others. We stimulate your curiosity and invite you to a world of wonder and surprise. Look, touch and experience, while enjoying new discoveries!





# 5F Discovery Floor

The floor has a lot of exciting hands-on exhibits, workshops and sections where you can enjoy learning about science and culture.



## Nature and Science

### People put in bubbles

Adults and children put in the big soap bubble. You can have a wonderful experience. This is a popular corner.



## Pump Playground

This section hosts many popular displays, including the "Soap Bubble Supreme" and the "Pump Playground". Exhibitions in the Science section are designed to foster children's curiosity and interest through physical interactions, reasoning and experiments. We welcome both children and their parents. Please give it a try.



## TV Studio

This studio allows visitors to experience news program recording and chroma-key compositions. You will see how a news program and a movie are created, play a long actual newscasters and reporters and try out various technical roles yourselves, operating a camera or sound console.



## Culture

In the Culture corner, visitors can freely explore houses from different countries and regions, play folklore music instruments, try out ethnic costumes and play traditional Japanese games. We hope to raise awareness for cultural diversity and help build individual feeling of identity.



## Society

Experience riding a train on a wheelchair. Can you imagine how difficult it can be to overcome even a moderately high curb? Or to buy a juice from a vending machine. There are many small obstacles laying around your town. In the "barrier town" section, we hope that experiencing a wheelchair in a real life environment will make you think about building a society accessible to everyone.



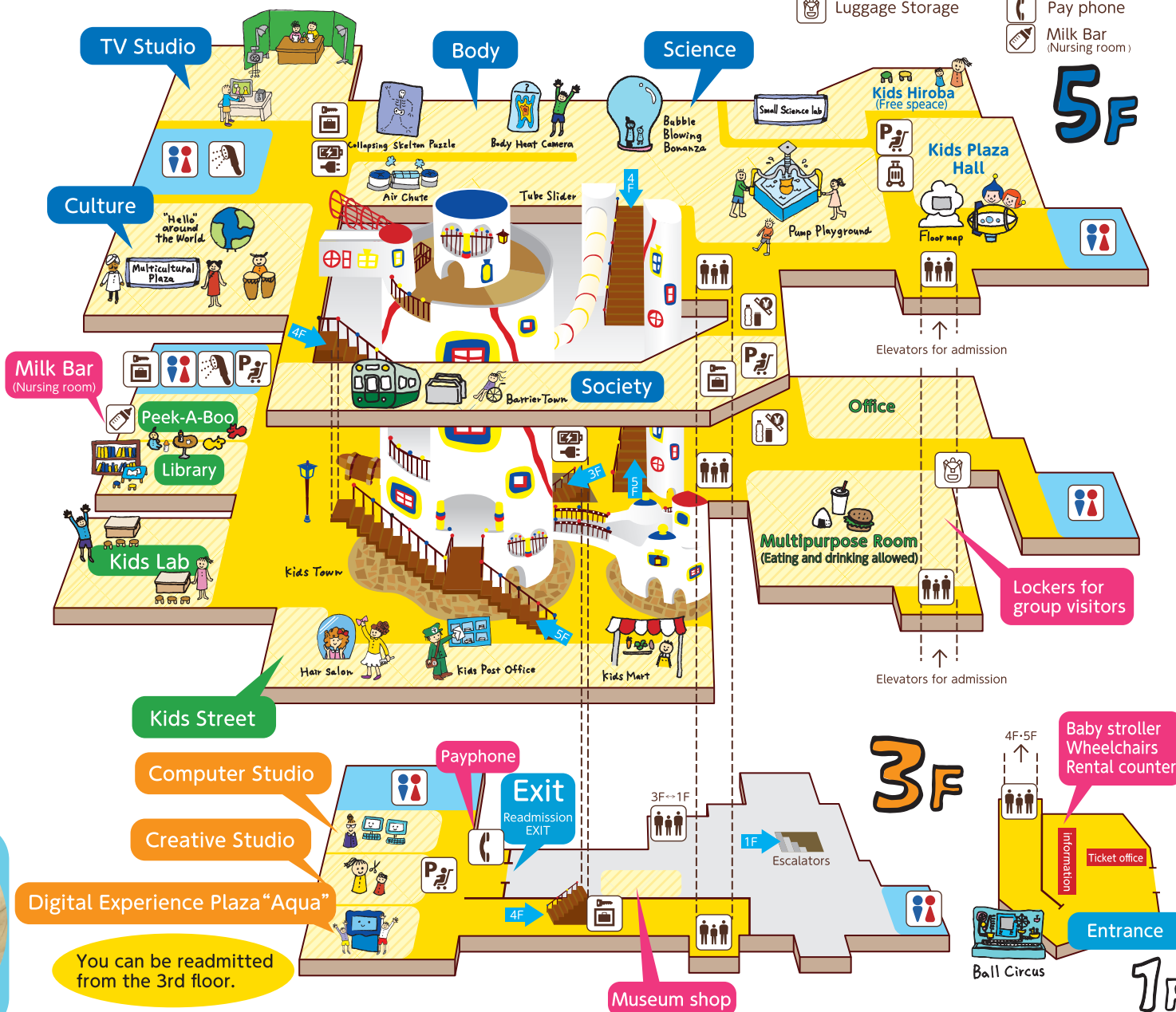
## Tube Slider

Use this slider to go the 4th floor from 5th floor.

\*This slider is limited only to children who are at least 100cm in height.



# Floor Map



## Floor Map Icons

- Elevator
- Restroom (Wheelchair accessible)
- Coin Locker
- Charging
- Luggage Storage

- Vending machine
- Mini shower
- Stroller Storage
- Luggage Storage (Carry case parking)
- Pay phone
- Milk Bar (Nursing room)

# 4F Adventure Floor

"kids Town" a floor filled with wonder and facilities focusing on everyday living.



## Peek-A-Boo

Peek-A-Boo is a play room for babies and toddlers. We tried to secure a safe and friendly playing environment by carefully choosing toys for all ages and installing rounded handrails to prevent injuries. The preschool children and their parents can relax and enjoy. In addition, there is a nursing room available, please feel free to use it.



## Kids Street

Kids Street is a place for children to role play in a familiar everyday town environment, strengthen their bonds with parents and friends, enjoy communication and improve their social skills. Children can pretend to be working at food stands, hair salons, a post office and other locations, together creating a miniature functional city.

# 3F Creative Floor

A lot of programs here invite you to experience the joy of creating things. Spread your wings of creativity!



## Computer Studio

This room is experimental space for computer and digital technology. You use a computer to run a machine. You can look production sites for new exhibits. Please come and have a look.



## Creative Studio

Creative Studio hosts art programs aiming to improve individual expression and creativity. These programs help expanding perspective and imagination, so that even little things around you will become source of expression and creation and will make you every day happier. We attempt to create an atmosphere, where participants, both young and adult can communicate freely.



## Digital Experience Plaza "Aqua"

Digital Experience Plaza "Aqua" is the space you can experience the next generation that uses the digital devices as "play" and "learn". In "Aqua", Children can experience a difficult technique to master even adults cannot understand while playing with digital devices. It is incorporated digital technology in the exhibition of all, to enjoy the mysterious space of the new sense.

# 1F Welcome Floor

You are welcomed by the fun "Ball Circus" before entering a world of exciting experiences. First, go up to the 5th floor by elevator. When you are done playing, you can leave from the 3rd-floor exit.

